

SAFETY


PERFORMANCE

QUALITY

ELECTRONIC CRANE SCALES

M S I • 4 3 0 0

PORTA-WEIGH PLUS



**INNOVATION
THRU
IMAGINATION**

PORTA-WEIGH PLUS

To create its flagship crane scale, MSI integrated the industry's most advanced electronics, two decades of marine and industrial application experience, and a set of features never before offered on a crane scale. The result is the MSI-4300 Porta-Weigh Plus. With an award-winning design, it is recognized as the world's premier crane scale.

The Porta-Weigh Plus is renowned for safety and dependability in industrial applications. That's because its design implements rugged construction with state-of-the-art technology for complete protection against environmental threats. The scale's enclosure is composed of rugged cast aluminum. It is heat-treated to increase toughness, and alodined (chemically treated) to form an abrasion and corrosion-resistant surface. The rugged enclosure is complemented with dual O-ring seals for watertight integrity. The Porta-Weigh Plus exceeds NEMA IV/IP65 specifications for washdown and outdoor applications. Its recessed display window is made of a scratch-resistant polycarbonate. The scale's electronic components are also protected from shock, vibration and electromagnetic interference. They are surface-mounted to a PCB, shock-mounted inside the enclosure, then surrounded with an EMI shield.


Electronically, no other scale compares with the technology and versatility of the Porta-Weigh Plus. You receive unrivaled accuracy, resolution and stability from its advanced electronics: a 16-bit microcontroller and 16 bit A/D conversion. Additionally, digital calibration and self-diagnostic circuitry allow simple and cost-effective maintenance.



You can easily read the large 1.6 inch (40 mm) liquid crystal display from a distance. It features six-digit weight indication and electroluminescent backlighting to optimize visibility in any lighting conditions. A secondary alphanumeric display, directly beneath the weight reading, annunciates the weigh mode and guides you through calibration and setup procedures.

The Porta-Weigh Plus provides unrivaled battery life. You receive up to 2,000 hours of continuous use from eight standard "D" size disposable alkaline batteries. Battery replacement is simple and inexpensive, and you do not need tools.

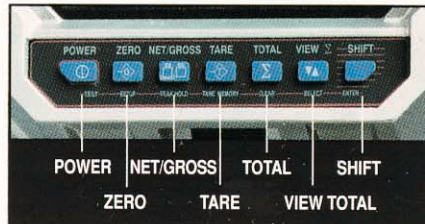
The Porta-Weigh Plus is offered standard in a 5 key configuration with the following functions ▼



In addition, the following programmable features are included with every Porta-Weigh Plus:

- Unit select for weighing in pounds, kilograms, tons or metric tons *
- Auto-off after period of non-use to maximize battery life *
- Control of display contrast for optimum visibility *
- Selectable filter settings for optimum display response and stability under continuous motion *
- Selectable High and Low set points to warn operator of approaching load limits. May also be interfaced with an optional audible alarm *

An optional 7 key configuration Porta-Weigh Plus is available with the following functions ▼



Additional programmable features with the 7 key configuration include:

- Total Register for accumulation of total weight and number of weighments throughout the job
- Tare Memory allows up to 10 tare values to be preset and stored
- Peak Hold will capture and hold last highest weight indication

Options include:

- Audible alarm warning system
- RS-232 data output and relay output to interface with computers, printers and process controllers
- Oversized and/or customized top and bottom fittings for unique applications and reduced headroom loss

MSI products are sold and serviced through a worldwide network of specially selected distributors. Your local distributor can give you a free product demonstration and provide answers for your specific weighing application. To locate the distributor nearest you, contact MSI at 206-433-0199 or browse the distributor list at "www.msiscalcs.com".

** This function is accessible only through the calibrate menus on the 5 key unit and is front panel accessible on the 7 Key scale.*

Every MSI
Crane Scale
is Designed to
the Highest
Safety
Standards,
Manufactured
with Quality and
Backed by MSI's
Commitment to
Customer
Service and
Satisfaction.

